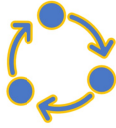





Epic Stop-Start-Continue Cardiology – Good Sam ED EKG

Role	Process	Stop	Start	Continue
				
Ordering Providers	Ordering EKGs	Placing orders in Centricity/Athena/Paper Ordering	Placing orders in Epic, Verify order appear in Active orders Patient summary report.	N/A
ER Tech/RN/RT	Orders Release	Finding orders in Centricity/Athena/Paper	Orders released at signing	Using associated communication processes: Phone calls / Fax / Paper
ER Tech/RN/RT	Exam or Patient list	Demographics manual entry on the EKG cart	Finding orders on EKG cart or manually entering patient demographics with Epic MRN and Order ID#	Verify patient demographics before scanning patient
ER Tech/RN/RT	Study Acquisition	Staff initials entry in the technician field on the cart	Entering Muse ID in the technician field on the cart	Preliminary EKG printed + EKG delivered to ordering provider
ER Tech/RN/RT	EKG Storage / Review	Sending EKGs to Ascension Muse	<ol style="list-style-type: none"> 1. Sending EKGs to Aspirus Muse,(ER Tech/RN/RT) 2. Reviewing exam/demographics, change status to demographics complete (RT) 3. Bin to reading provider/group (RT) 	N/A
Reading Physicians	Procedure documentation	Using Ascension Muse to complete report	Finding EKGs exams in Aspirus Muse Review new EKGs in Aspirus Muse (Site 1) Review prior EKGs in Aspirus Muse (Site2)	Interpret EKGs
All Users	Review of procedure documentation	Reviewing new EKGs in Ascension Muse	Review new EKGs in Aspirus Muse (Site 1) Review prior EKGs in Aspirus Muse (Site2) View Preliminary/finalized EKG report in Epic via Chart Review – EKG Image link	Reviewing priors EKGs in Athena <i>if not in Aspirus Muse</i>