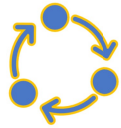





Epic Stop-Start-Continue Cardiology – Outpatient Clinics EKG

Role	Process	Stop	Start	Continue
				
Ordering Providers/ Users	Ordering EKGs	Placing orders in Meditech/Athena/centricity/Paper Ordering	Placing back-office orders in Epic	N/A
EKG Tech	Patient Check-in	Registration in Meditech/Athena/Centricity	Check-in Patient in Epic Prelude	N/A
EKG Tech	Orders Release	Finding orders in Meditech/Centricity Athena/Paper	Tech locates the orders in Chart Review > Orders Review or Order History. Tech selects the order and clicks Release in the toolbar	Using associated communication processes: Phone calls / Fax / Paper
EKG Tech	Exam or Patient list	Demographics manual entry of MRN on the EKG cart	Finding orders on EKG cart or manually entering patient demographics with Epic MRN and Order ID# (if available)	Verify patient demographics before scanning patient
EKG Tech	Study Acquisition	Staff initials entry in the technician field on the cart	Entering Muse ID in the technician field on the cart	Preliminary EKG printed + EKG delivered to ordering provider
EKG Tech	EKG Storage / Review	Sending EKGs to Ascension Muse	<ol style="list-style-type: none"> 1. Sending EKGs to Aspirus Muse, 2. Reviewing exam/demographics, change status to demographics complete 3. Bin to reading provider/group 	N/A
Reading Physicians	Procedure documentation	Using Ascension Muse to complete report	Finding EKGs exams in Aspirus Muse (No manual workflow) Review new EKGs in Aspirus Muse (Site 1) Review prior EKGs in Aspirus Muse (Site2)	Interpret EKGs
All Users	Review of procedure documentation	Reviewing new EKGs in Ascension system	View new Preliminary/finalized EKG report performed after 12/1 in Epic via Chart Review – EKG Image link	Reviewing prior EKGs in Meditech / Athena