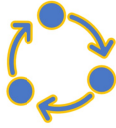





Epic Stop-Start-Continue Cardiology – St. Mary Outpatient EKG

Role	Process	Stop	Start	Continue
				
Ordering Providers	Ordering EKGs	Placing orders in Meditech/Athena/Paper Ordering	Placing orders in Epic, Verify order appear in Active orders Patient summary report.	N/A
Scheduling (RT)	Orders Release	Scheduling in Meditech	Tech locates the orders in Chart Review > Orders Review or Order History. Tech selects the order and clicks Release in the toolbar	Using associated communication processes: Phone calls / Fax / Paper
RT	Exam or Patient list	Demographics manual entry of MRN on the EKG cart	Finding orders on EKG cart or manually entering patient demographics with Epic MRN and Order ID#	Verify patient demographics before scanning patient
RT	Study Acquisition	Staff initials entry in the technician field on the cart	Entering Muse ID in the technician field on the cart	Preliminary EKG printed + EKG delivered to ordering provider
RT	EKG Storage / Review	Sending EKGs to Ascension Muse	<ol style="list-style-type: none"> 1. Sending EKGs to Aspirus Muse, 2. Reviewing exam/demographics, change status to demographics complete 3. Bin to reading provider/group 	N/A
Reading Physicians	Procedure documentation	Using Ascension Muse to complete report	Finding EKGs exams in Aspirus Muse Review new EKGs in Aspirus Muse (Site 1) Review prior EKGs in Aspirus Muse (Site2)	Interpret EKGs
All Users	Review of procedure documentation	Reviewing new EKGs in Ascension Muse	Review new EKGs in Aspirus Muse (Site 1) Review prior EKGs in Aspirus Muse (Site2) View Preliminary/finalized EKG report in Epic via Chart Review – EKG Image link	Reviewing priors EKGs in Athena <i>if not in Aspirus Muse</i>