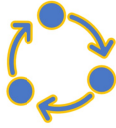





# Epic Stop-Start-Continue Cardiology – St. Marys – CardioDay-Holter

Role	Process	Stop	Start	Continue
				
<b>Ordering Providers</b>	Ordering Holter	Placing orders in Meditech/Athena/Centricity/Paper Ordering	Placing orders in Epic	Verify order appear in Active orders Patient summary report.
<b>Scheduler</b>	Scheduling Holter	Scheduling in Meditech/Athena/Centricity/Paper	Scheduling in Epic	Using associated communication processes:  Phone calls / Fax / Paper
RT	Orders Acknowledgement	Finding orders in Meditech/Athena/Centricity Athena/Paper	Acknowledge the unacknowledged new orders in Epic	Using associated communication processes:  Phone calls / Fax / Paper
RT	Exam or Patient list	N/A	Manually entering patient demographics in Aspirus CardioDay with Epic MRN and Order ID#	N/A
RT	Study Acquisition	Upload Holter to Ascension CardioDay	Upload Holter to Aspirus CardioDay	Need to know who would do prenil report?
RT	Holter Storage / Review	Sending Holter to Ascension CardioDay	<ol style="list-style-type: none"> <li>1. Sending Holter to Aspirus Muse,</li> <li>2. Attach Holter to the order in Muse</li> <li>3. Reviewing exam/demographics, change status to demographics complete</li> <li>4. Bin to reading provider/group</li> </ol>	N/A
Reading Physicians/ <b>Providers</b>	Procedure documentation	Using Ascension Muse to complete report	<ol style="list-style-type: none"> <li>1. Review Holter in Aspirus Muse and enter interpretation</li> <li>2. Confirm and route Holter in Aspirus Muse</li> </ol>	N/A
<b>All Users</b>	Review of procedure documentation	Reviewing new Holters in Ascension system	Review new Holters in Aspirus Muse (Site 1) Review prior Holters in Aspirus Muse (Site2) View finalized Holter report in Epic via Chart Review –“View EKG Image” link	Reviewing prior Holters in Meditech / Athena