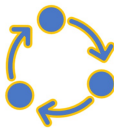





Radiology Hologic SecureView-PenRad StopStartContinue_St. Michaels

Role	Process	Stop	Start	Continue
				
Ordering Provider	Ordering imaging studies	Placing orders in Meditech or Centricity or paper ordering	Placing orders for patients in Aspirus Epic	
Scheduling	Scheduling imaging studies, patient arrival, etc	Scheduling patients in Meditech or Centricity or paper scheduling	Scheduling patients in Aspirus Epic	
Registration	Check In on date of service	Verify orders in Meditech	Arrive/ CHECK IN patient in Epic	
Technologists	Start exam	Start exam in EMR	Start Exam in PenRad / BEGIN EXAM in Epic / Confirm correct order	
Technologists	Complete clinical history	Complete clinical history in EMR	Complete Individual Problems (clinical history) in PenRad	
Technologists	Complete risk history		Complete Risk History in PenRad	
Technologists	Verify comparison	PACS / Penrad	Minimum Last 3 years electronic results in PenRad, ongoing post Dec 1	Verify image comparisons from previous comparisons
Technologist	Perform exam			Perform exam at the modality
Technologist	Complete exam		Done-go to Schedule tab in PenRad / END EXAM in Epic	
Radiologist St. Michaels	Interpret patient imaging via dictation system	Using legacy PenRad	Use new instance of Aspirus PenRad (via Citrix). This will break the integration with SecureView. Radiologist will initiate the study in SecureView and will open the	With integration the radiologist can link Asp PS360 with Asp PenRad. Without this integration, "point and click" within PenRad can be used to complete the report.

Radiology Hologic SecureView-PenRad StopStartContinue_St. Michaels

[illegible]