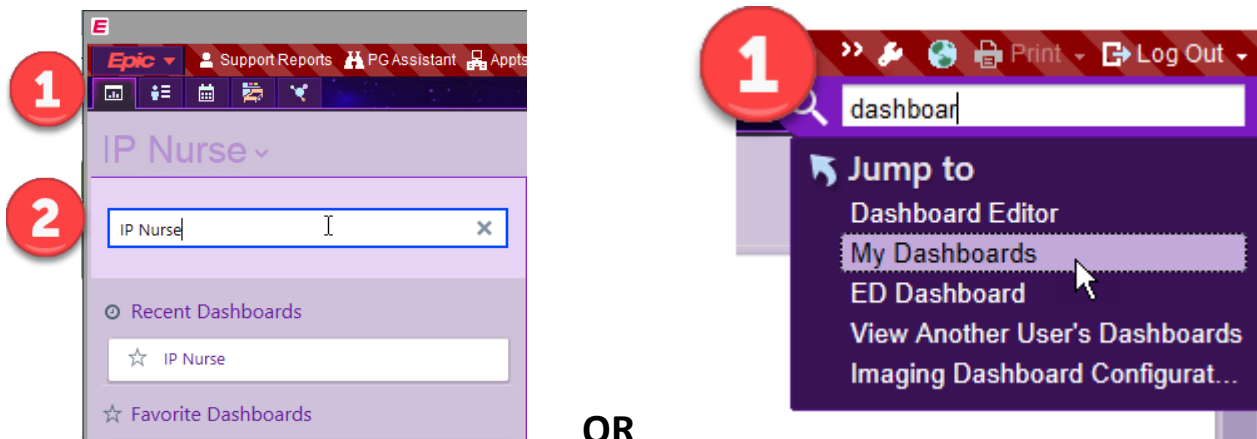


IP Nurse Dashboard and Reports

Epic has an IP Nurse Dashboard that provides an overview of important metrics and quick links to important reports for Foley Catheters, Central Lines, and others that many Nurse Managers, Infection Preventionists, or Quality department staff may want to access. The information on this dashboard and in the reports is linked to the location you are logged into. If you need to see this data for multiple facilities, you will need to change your log-in context to that location.

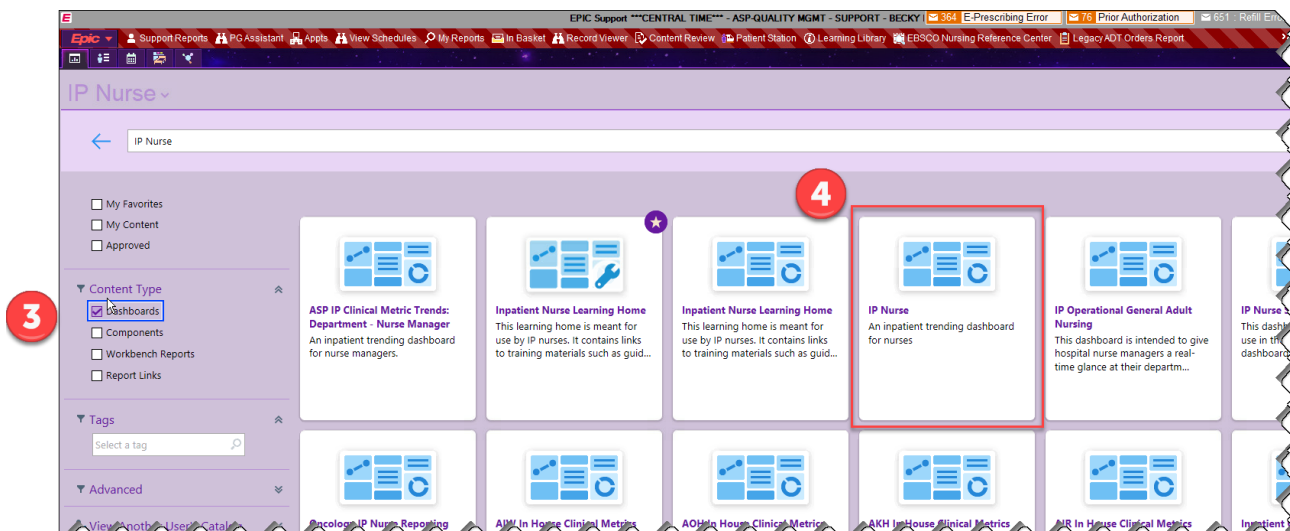
Try It Out

1. Click on the **Dashboard mini-tab**. If you don't have a mini tab, you can use the search bar in the upper right of your workspace and search for "dashboard" selecting My Dashboards. This activity may be empty with a hyperlink to add a dashboard, click it.
2. Type **IP Nurse** in the search box

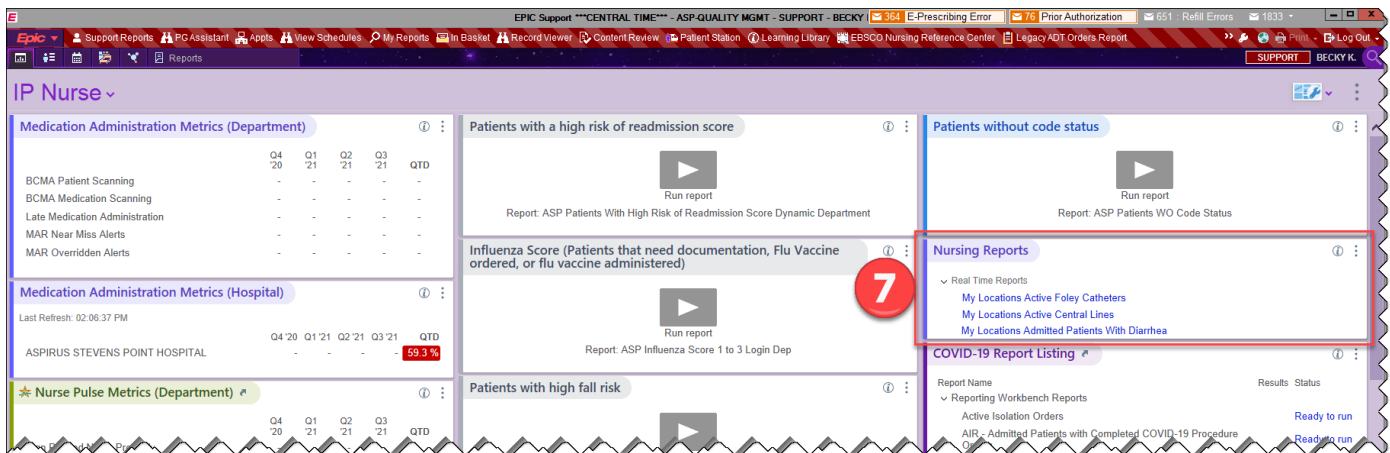
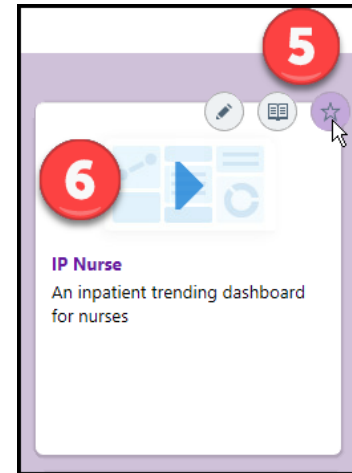


OR

3. On the screen that opens, click the box next to **Dashboards**.
4. Find the **IP Nurse** tile.



5. Hover on the tile and click the **star icon** to save this as a favorite so you won't need to search for it again.
6. Click the **"play"** (triangle) button to run the dashboard. Now you have the dashboard.
7. Under **Nursing Reports**, you can run the **Active Foley** or **Central Line** reports by clicking on the blue hyperlink.



You Can Also...

Search for and add other dashboards applicable to your role. Switch between them by clicking the drop-down arrow next to the title. Here are some other dashboards to try:

- Capacity Management
- KPI Metrics- Inpatient
- Sepsis
- Covid Pulse

NOTE: New Northwoods locations may have metrics and components of the dashboards that are blank as the system needs to be live for some time to pull retrospective data.