

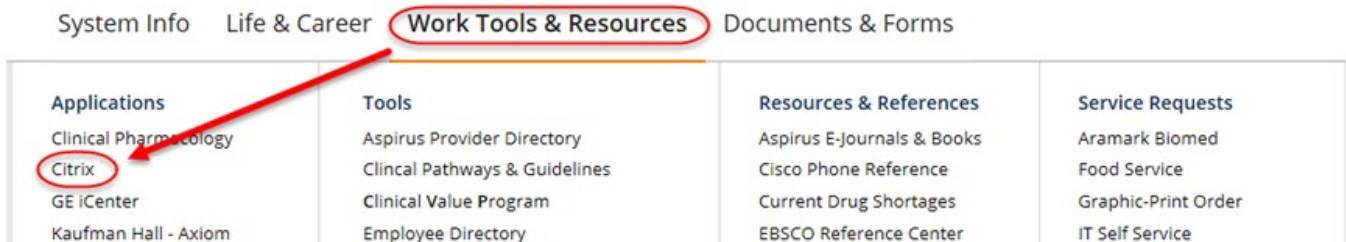
Tip Sheet

How to Log Into the Playground Environment

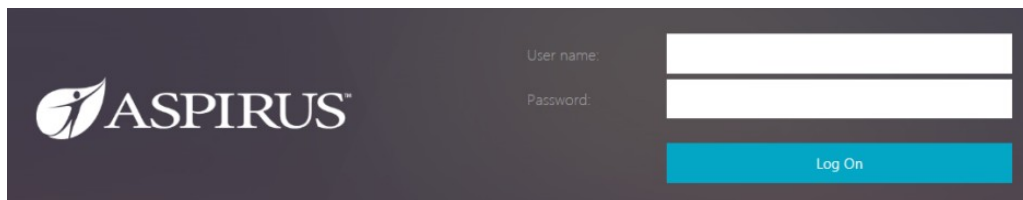
The Playgournd environment is a place to practice workflows and complete guided practices. It is refreshed daily to allow multiple users to take advantage of this resource. Information you document or will likely not be there the next time you visit the Playground.

Try It Out

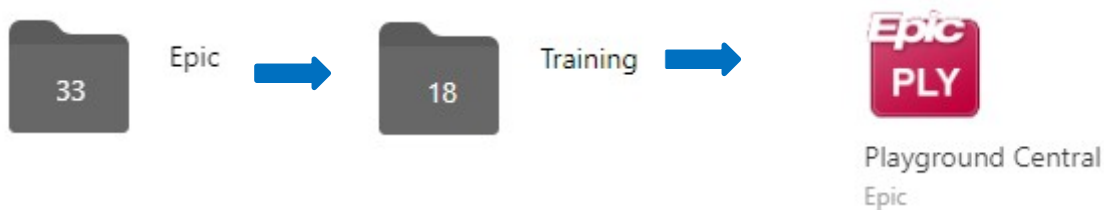
1. From the **Aspirus Intranet**, hover over **Work Tools and Resources** and click **Citrix**.



2. Log-in to **Citrix** with your **Epic User name** and **Password**.



3. Single click on each of the following folders to find the Playground Environment.



4. Log in using these **User IDs**.

OB Tech User ID	Password
Trn0580	logins
Trn0582	logins
Trn0584	logins
Trn0586	logins
Trn0588	logins