




Guided Practice: Stork Inpatient Nurse – Transfer Navigator

Exercise

To Complete Guided Practice outside of class:

- Use this information to log in to the Epic PLY environment.
- Refer to your Tent Card for the User ID and Password for Inpatient Nurse.
- Refer to your Tent Card for your Guided Practice Poppy patient.




Transferring a Patient

When you Transfer a patient to another Unit or if you receive a Transfer patient into your Unit, the Transfer Navigator is a great tool to work through a Transfer workflow.

Walk through this workflow on your own to familiarize yourself.


- 1) Find your **Poppy** patient on the **L&D Grease Board**.
- 2) Click the **Navigators Button**.
- 3) Click on the **Transfer Navigator Tab** to open up the **Transfer Navigator**.



Transfer and Arrival

- 1) Med Rec Status
 - a. **Review these areas:**
 - i. Orders needing Review before Transfer
 - ii. Review Transfer Orders
- 2) LDA Avatar
 - a. If there are any active LDA's, **document appropriately or discontinue as ordered**.
 - b. Click on the **back arrow** to take you back to the Transfer Navigator.
- 3) Running Infusions
 - a. Any **running infusion** will show here- review and take action as necessary.
 - b. To quickly go to the **MAR**, Click on the blue **Open MAR** hyperlink to document any changes.

- c. Click on the **back arrow** to take you back to the Transfer Navigator.
- 4) Due Meds
 - a. Any due meds will show here. Click on the **Due Medications (Through this Shift)** hyperlink to take you to the **MAR** for documentation.
 - b. Click on the **back arrow** to take you back to the Transfer Navigator.
- 5) Belongings
 - a. Always document **Patient Belongings** when the patient is transferred.
- 6) Progress Note
 - a. Enter in a **DAR** Transfer Progress Note.
 - b. **Sign your note.**



Sign and Held Orders

- 1) Signed/Held Orders
 - a. **Signed and Held Orders for the Transfer are here.**
- 2) Released Orders
 - a. **Release any Signed and Held Orders** for your patient. Only release order if you are the nurse that will be acting on these orders.

This completes your **Transfer Navigator** Guided Practice Session. This is not all inclusive of a typical workflow; it only highlights specific portions of the Navigator.